



CONTROL PREMIUM & DISCOUNT FOR LACK OF MARKETABILITY STUDY

Issue 4 - November 2024

SUMMARY

	3rd Quarter of 2024	Trailing 12-months
Covered Period	1 Jul 2024 to 30 Sep 2024	1 Oct 2023 to 30 Sep 2024
Published Notifiable Transactions Circulars on HKEXnews	101	382
Including Full Valuation Reports with the Adoption of Control Premium(s)	3	15
Including Full Valuation Reports with the Adoption of Discount(s) for Lack of Marketability	8	41

Disclaimer

The data used in this publication have been extracted from the HKEX website. Moore does not warrant the completeness and accuracy of such data nor the results of our analysis. Despite we strive our best to provide the best information quality, this publication is intended for reference purposes only and it should not be used for any other purposes such as financial, investment, legal or consulting purposes. Moore will not be liable to any references made to this publication nor any lost due to the reliance of any information contained herein.

2024 3rd Quarter Key Findings

Control Premium

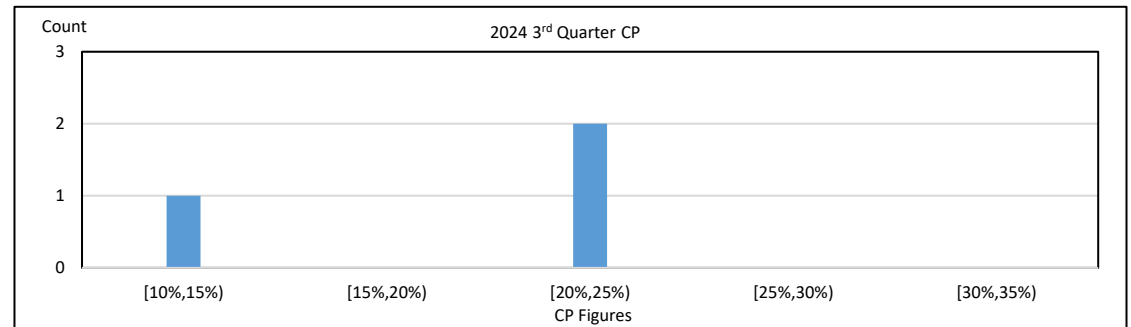
- 3 out of 101 circulars included valuation reports with the adoption of control premiums (“CP”).
- 0% of valuers quoted figures from the ‘Control Premium Study’ by FactSet Mergerstat, LLC.
- 100% of valuers quoted figures from other sources.

Table 1(a) Summary Statistics of CP adopted

CP Range	CP Average	CP Median	CP Upper Quartile	CP Lower Quartile
11.1%-23.7%	19.4%	23.3%	23.5%	17.2%

Table 1(b) Sources of CP

‘Control Premium Study’ published by FactSet Mergerstat, LLC	Others
0	3



Discount for Lack of Marketability

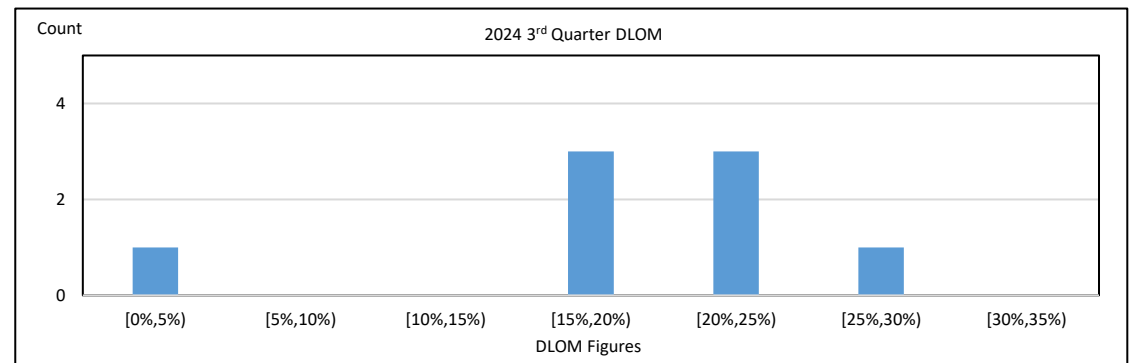
- 8 out of 101 circulars included valuation reports with the adoption of discounts for lack of marketability (“DLOM”).
- 62.5% of valuers quoted figures from the ‘Stout Restricted Stock Study Companion Guide’ by Stout Risius Ross, LLC.
- 37.5% of valuers quoted figures from other sources.

Table 2(a) Summary Statistics of DLOM adopted

DLOM Range	DLOM Average	DLOM Median	DLOM Upper Quartile	DLOM Lower Quartile
2.6%- 30.0%	17.7%	18.1%	20.7%	15.7%

Table 2(b) Sources of DLOM

‘Stout Restricted Stock Study Companion Guide’ by Stout Risius Ross, LLC	Others
5	3



30 September 2024 Trailing 12-Months Key Findings

Control Premium

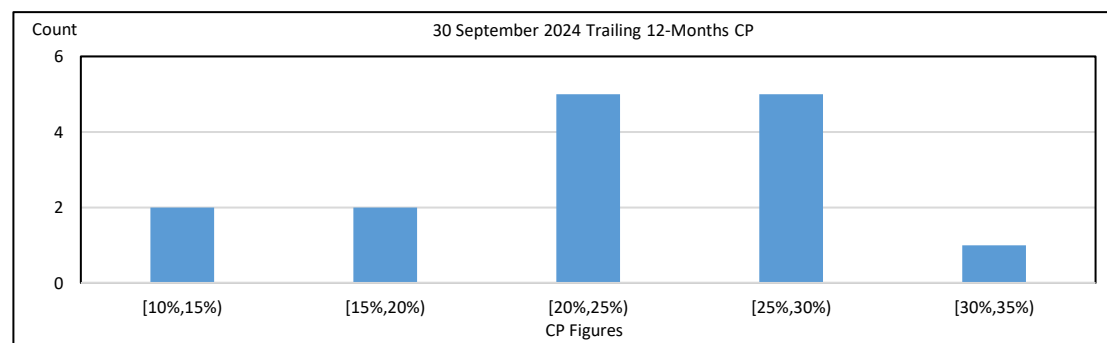
- 15 out of 382 circulars included valuation reports with the adoption of control premiums.
- 60.0% of valuers quoted figures from the 'Control Premium Study' by FactSet Mergerstat, LLC.
- 40.0% of valuers quoted figures from other sources.

Table 3(a) Summary Statistics of CP adopted

CP Range	CP Average	CP Median	CP Upper Quartile	CP Lower Quartile
11.0%- 34.2%	22.5%	23.7%	25.8%	18.9%

Table 3(b) Sources of CP

'Control Premium Study' published by FactSet Mergerstat, LLC	Others
9	6



Discount for Lack of Marketability

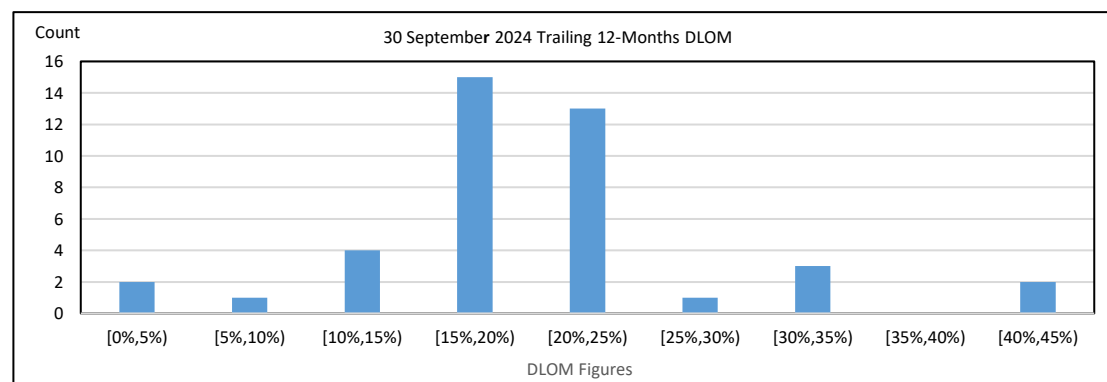
- 41 out of 382 circulars included valuation reports with the adoption of discounts for lack of marketability.
- 65.9% of valuers quoted figures from the 'Stout Restricted Stock Study Companion Guide' by Stout Risius Ross, LLC.
- 34.1% of valuers quoted figures from other sources.

Table 4(a) Summary Statistics of DLOM adopted

DLOM Range	DLOM Average	DLOM Median	DLOM Upper Quartile	DLOM Lower Quartile
2.6% - 42.9%	18.9%	16.0%	21.0%	15.7%

Table 4(b) Sources of DLOM

'Stout Restricted Stock Study Companion Guide' by Stout Risius Ross, LLC	Others
27	14



FY 2024 3rd Quarter Research Summary

Publish Date	Stock Code	Listed Entity	Valuation Subject(s)	Location ¹	Transaction Type	Equity Stake (%)	Connected Transaction	CP	DLOM
16-Jul-2024	8057	Madison Holdings Group Limited	Hackett Enterprises Limited	China, Hong Kong	Major disposal	38.0%	Yes	N/A	15.7%
06-Aug-2024	142	First Pacific Company Limited	PT Jasamarga Transjawa Tol	Indonesia	Major Acquisition	24.5%	No	23.3%	20.5%
20-Aug-2024	860	Apollo Future Mobility Group Limited	Divergent Technologies, Inc.	US	Very substantial disposal	12.9%	No	N/A	15.7%
22-Aug-2024	1129	China Water Industry Group Limited	Yichun Water Industry Group Co., Limited	China	Major disposal	51.0%	Yes	N/A	15.7%
30-Aug-2024	1282	Renze Harvest International Limited	Shantou Taisheng Technology Limited	China	Very substantial acquisition	42.3%	Yes	N/A	2.6%
04-Sep-2024	1280	China Qidian Guofeng Holdings Limited	Shengshang Entrepreneurial Services Company Limited	China	Major Acquisition	100.0%	Yes	23.7%	21.2%
12-Sep-2024	686	Beijing Energy International Holding Co., Ltd.	Beijing Jingneng Clean Energy (Australia) Holding Pty Ltd	Australia	Major Acquisition	40.0%	Yes	11.1%	N/A
24-Sep-2024	199	ITC Properties Group Limited	Bayshore Ventures JV Ltd.	Canada	Major disposal	50.0%	No	N/A	20.5%
30-Sep-2024	1328	Goldstream Investment Limited	1) Feasible Result Investment Limited 2) A property owned by Shanghai LiFung Property Management Co. Ltd. 3) United Strength Fortune Limited	China	Major Acquisition	1)30.0% 2)100.0% 3)32.0%	Yes	N/A	1) N/A 2) N/A 3) 30.0%

Remarks:

1. Location refers to the location of the valuation subject.
2. For each circular we studied, if there are more than one valuation subject involved:
 - the CP and DLOM figures weight equally in our statistical analysis, if any.

30 September 2024 Trailing 12-Months Research Summary

Publish Date	Stock Code	Listed Entity	Valuation Subject(s)	Location ¹	Transaction Type	Equity Stake (%)	Connected Transaction	CP	DLOM
24-Oct-2023	2798	Perennial Energy Holdings Limited	PowerChina Panzhou Low Calorific Value Coal Power Generation Co., Ltd.	China	Major Transaction	49.0%	No	N/A	20.5%
24-Oct-2023	1592	Anchorstone Holdings Limited	Pacific Mining Industry Limited and PMG (China) Limited and Xiamen Yatai Hongkong Marble Limited	China	Very Substantial Acquisition	100.0%	Yes	11.0%	24.0%
9-Nov-2023	899	Asia Resources Holding Limited	1) Yonyin Investment Holdings Limited 2) Yongming Investment Holdings Limited	China	Major Transaction	1) 100.0% 2) 73.1%	No	N/A	16.0%
14-Nov-2023	451	GCL New Energy Holdings Limited	36 Solar Power Plants	China	Very Substantial Disposal	100.0%	Yes	26.1%	10.2%
16-Nov-2023	1611	Sinohope Technology Holdings Limited	1) New Huo Solutions Limited 2) HBTPower Limited. 3) HBTPower Inc	Multi-national	Major Transaction	1) 100.0% 2) 80.0% 3) 80.0%	Yes	N/A	14.0%, 19.0%, 21.0%, 23.0%, 26.0%
27-Nov-2023	923	Integrated Waste Solutions Group Holdings Limited	An Jie Supply Chain Management Co., Ltd.	China	Very Substantial Acquisition	13.2%	No	N/A	20.5%
28-Nov-2023	1848	China Aircraft Leasing Group Holdings Limited	China Aviation Aftermarket Holdings Limited	US, Europe, Hong Kong and China	Major Transaction	100.0%	Yes	17.8%	13.2%
28-Nov-2023	1632	Minshang Creative Technology Holdings Limited	Prosperity One Limited	Hong Kong	Major Transaction	100.0%	No	28.0%	15.7%
29-Nov-2023	189	Dongyue Group Limited	1) Dongyue Polymers 2) Dongyue Organosilicon 3) Dongyue Hydrogen	China	Major Transaction	1) 23.1% 2) 13.4% 3) 2.3%	Yes	N/A	20.5%
30-Nov-2023	8083	China Youzan Limited	Youzan Technology Inc.	China	Major Transaction	48.1%	Yes	17.8%, 22.6%, 24.5%	14.8%, 15.3%, 15.4%, 16.0%
30-Nov-2023	1396	Guangdong – Hong Kong Greater Bay Area Holdings Limited	Shenzhen Jingzhen Industrial Company Limited	China	Major Transaction	100.0%	No	23.9%	15.7%

Publish Date	Stock Code	Listed Entity	Valuation Subject(s)	Location ¹	Transaction Type	Equity Stake (%)	Connected Transaction	CP	DLOM
3-Dec-2023	1098	Road King Infrastructure	Road King (China) Infrastructure Limited (BVI)	China	Very Substantial Disposal	100.0%	No	N/A	15.7%
8-Dec-2023	6136	Kangda International Environmental Company Limited	Zhongyuan Water Group Co., Ltd	China	Major Transaction	31.0%	Yes	N/A	11.9%
14-Dec-2023	3963	China Rongzhong Financial Holdings Company Limited	Ultimate Harvest Global Limited	Hong Kong, China and Singapore	Major Transaction	49.0%	Yes	25.5%	22.1%
26-Dec-2023	929	IPE Group Limited	1) Yutai Hydraulic Technology (Shanghai) Co., Ltd. 2) Wuhu Inno Hydraulic Technology Co., Ltd.	China	Major Transaction	1) 75.0% 2) 22.5%	No	17.8%	20.5%
15-Jan-2024	2048	E-House (China) Enterprise Holdings Limited	1) TM Home Limited 2) CRIC Holdings Limited	China	1) Very Substantial Disposal 2) Special Deal	1) 65.0% 2) 100.0%	No	1) N/A 2) 25.0%	1) N/A 2) 27.0%
16-Jan-2024	931	China HK Power Smart Energy Group Limited	Oasetech Limited	China	Major Acquisition	100.0%	No	34.2%	15.7%
24-Jan-2024	1466	Affluent Partners Holdings Limited	Tonnett Julis Holdings Limited	China	Major Acquisition	100.0%	No	N/A	42.9%
30-Jan-2024	2280	HC Group Inc.	Beijing Huicong Hulian Information Technology Co., Ltd., which held 1) 9.22% of Jingu Bank; and 2) 30% of Chongqing Micro-credit	China	Major Disposal	100.0%	No	N/A	1) 11.7% 2) 32.7%
05-Feb-2024	8211	Zhejiang Yongan Rongtong Holdings Co., Ltd.	Zhejiang Shaoxing Huiju Water Technology Co., Ltd.	China	Major Disposal	100.0%	Yes	N/A	20.5%
29-Feb-2024	558	L.K. Technology Holdings Limited	Shenzhen L.K. Technology Co., Ltd.	China	Major Disposal	5.9%	No	N/A	30.0%
20-Mar-2024	295	Kong Sun Holdings Limited	Shaanxi Yirun New Energy Technology Co., Ltd.	China	Major Disposal	60.0%	No	20.0%	42.7%
19-Apr-2024	1420	Chuan Holdings Limited	Hulett Construction (S) Pte. Ltd.	Singapore	Very Substantial Acquisition	100.0%	Yes	N/A	2.6%
26-Apr-2024	732	Truly International Holdings Limited	Truly (Renshou) High-end Display Technology Limited	China	Major Acquisition	12.6%	No	N/A	10.2%

Publish Date	Stock Code	Listed Entity	Valuation Subject(s)	Location ¹	Transaction Type	Equity Stake (%)	Connected Transaction	CP	DLOM
26-Apr-2024	1129	China Water Industry Group Limited	Onfar International Limited	China	Major Disposal	100.0%	No	N/A	15.7%
23-May-2024	1002	V.S. International Group Limited	VS Industry Vietnam Joint Stock Company	Vietnam	Very Substantial Acquisition	100.0%	Yes	N/A	15.7%
11-Jun-2024	2138	EC Healthcare	Pangenja Inc	China, Hong Kong	Major Acquisition	55.3%	No	N/A	33.0%
17-Jun-2024	3883	China Aoyuan Group Limited	Ontario Aoyuan Property Limited	Canada	Major Disposal	100.0%	No	N/A	20.0%
20-Jun-2024	554	Hans Energy Company Limited	Bravo Transport Holdings	Hong Kong	Major Acquisition	54.4%	No	N/A	5.0%
21-Jun-2024	6108	New Ray Medicine International Holding Limited	China Nvwa Pharmaceutical Group Limited	China	Major Acquisition	16.0%	No	N/A	15.7%
24-Jun-2024	1085	Hengxin Technology Ltd.	1) Nanjing Zhangyu Information Technology Co., Ltd. 2) Shanghai Zhangyu Information Technology Co., Ltd.	China	Very Substantial Acquisition	1) 49.0% 2) 49.0%	Yes	29.9%	1) 15.8% 2) 22.1%
27-Jun-2024	866	China Qinfa Group Limited	Lead Far Development Limited	Indonesia	Very Substantial Disposal	40.0%	No	N/A	15.7%
28-Jun-2024	2668	Pak Tak International Limited	Zongchuan Investment Group Co., Limited	China	Major Acquisition	100.0%	No	N/A	15.7%
16-Jul-2024	8057	Madison Holdings Group Limited	Hackett Enterprises Limited	China, Hong Kong	Major disposal	38.0%	Yes	N/A	15.7%
06-Aug-2024	142	First Pacific Company Limited	PT Jasamarga Transjawa Tol	Indonesia	Major Acquisition	24.5%	No	23.3%	20.5%
20-Aug-2024	860	Apollo Future Mobility Group Limited	Divergent Technologies, Inc.	US	Very substantial disposal	12.9%	No	N/A	15.7%
22-Aug-2024	1129	China Water Industry Group Limited	Yichun Water Industry Group Co., Limited	China	Major disposal	51.0%	Yes	N/A	15.7%
30-Aug-2024	1282	Renze Harvest International Limited	Shantou Taisheng Technology Limited	China	Very substantial acquisition	42.3%	Yes	N/A	2.6%

Publish Date	Stock Code	Listed Entity	Valuation Subject(s)	Location ¹	Transaction Type	Equity Stake (%)	Connected Transaction	CP	DLOM
04-Sep-2024	1280	China Qidian Guofeng Holdings Limited	Shengshang Entrepreneurial Services Company Limited	China	Major Acquisition	100.0%	Yes	23.7%	21.2%
12-Sep-2024	686	Beijing Energy International Holding Co., Ltd.	Beijing Jingneng Clean Energy (Australia) Holding Pty Ltd	Australia	Major Acquisition	40.0%	Yes	11.1%	N/A
24-Sep-2024	199	ITC Properties Group Limited	Bayshore Ventures JV Ltd.	Canada	Major disposal	50.0%	No	N/A	20.5%
30-Sep-2024	1328	Goldstream Investment Limited	1) Feasible Result Investment Limited 2) A property owned by Shanghai LiFung Property Management Co. Ltd. 3) United Strength Fortune Limited	China	Major Acquisition	1)30.0% 2)100.0% 3)32.0%	Yes	N/A	1) N/A 2) N/A 3) 30.0%

Remarks:

1. Location refers to the location of the valuation subject.
2. For each circular we studied, if there are more than one valuation subject involved:
 - the CP and DLOM figures weight equally in our statistical analysis, if any.
3. For “Equity Stake”, “CP”, and “DLOM”, the figures above are rounded to one decimal place.

Further Research and Analysis

The above table represents an extract of our comprehensive research. Further research data and analysis are available upon request.

For details, please contact Kenneth Ma, Director of Moore Transaction Services Limited, at kennethma@moore.hk.

How Moore Transaction Services Can Help

- Moore is a global accounting and advisory network with 558 offices in 114 countries across the globe.
- Our clients range from quoted companies and large private companies to smaller owner-managed businesses, covering a wide variety of industry sectors.
- Our Transaction Services Team comprises charter holders or members of professional bodies such as CFA, FRM, CAIA, CESGA, RICS and HKICPA.
- We have extensive sector knowledge to provide customised advice to suit each client, considering their size, capabilities and goals.
- Backed by our international network, we have the capabilities to provide clients with all solutions and expertise they require and wherever they choose to do business.

Contact Us



PATRICK ROZARIO
Advisory Services Managing Director

T +852 2738 7769
E patrickrozario@moore.hk



KENNETH MA
Transaction Services Director

T +852 2738 4633
E kennethma@moore.hk



www.moore.hk